

## **ACCESSIBLE PARKING SPACE REQUIREMENTS**

### **DIMENSIONS AND MARKINGS**

Each accessible parking space, except on-street spaces, shall consist of a sixteen foot wide parking space including an eight foot wide diagonally striped access aisle. Adjacent parking spaces shall not share a common access aisle. In the alternative, all required parking spaces may be provided in conformance with “Universal Parking Design”, except that such spaces shall not utilize a shared access aisle with an adjacent space.

Under Universal Parking Design, all accessible spaces are sixteen feet wide, including a space eleven feet wide with a five foot diagonally striped access aisle. A high quality yellow paint recommended by the paint manufacturer for pavement striping shall be used. Each parking space shall have its own access aisle and all access aisles shall blend to a common level with an accessible route. Parking spaces and access aisles shall be level with surface slopes not exceeding 1:50 in all directions. Minimum vertical clearance of 98 inches at the parking space and along at least one vehicle access route to such spaces from site entrance(s) and exit(s) shall be provided.

### **ATTENDANT-ONLY OR VALET PARKING**

No accessible parking shall be required if attendant-only or valet parking is provided and is available at all times the facility is open for public use. However, such parking facilities shall provide a passenger loading zone located on an accessible route to the entrance of the facility. If accessible at-grade parking is available, at least one space for self-parking of a vehicle with sensitive specialized control devices shall be provided.

## PASSENGER LOADING ZONES

Passenger loading zones shall provide an access aisle at least 60 inches wide and 20 feet long adjacent and parallel to the vehicle pull-up space. If there are curbs between the access aisle and the vehicle pull-up space, then a curb ramp shall be provided.

### Parking and Passenger Loading Zones

**Minimum Number.** If any parking is provided for employees or visitors, or both, the minimum number of accessible parking spaces to be provided for environmentally limited persons is as follows:

TOTAL OFF STREET PARKING SPACES PROVIDED	REQUIRED MINIMUM NUMBER OF ACCESSIBLE SPACES
1 to 25	1
26 to 50	2
51 to 75	3
76 to 100	4
101 to 150	5
151 to 200	6
201 to 300	7
301 to 400	8
401 to 500	9
501 to 1000	2% of total number
Over 1000	20 plus 1 for each 100 over 1000

**Location.** Accessible parking spaces serving a particular building shall be located on the shortest accessible route of travel from adjacent parking to an accessible entrance. In parking facilities that do not serve a particular building, accessible parking shall be located on the shortest accessible route of travel to an accessible pedestrian entrance of the parking facility. In buildings with multiple accessible entrances with adjacent parking, accessible parking spaces shall be dispersed and located closest to the accessible entrances.

## **Signage**

Accessible parking spaces shall be designated as reserved for environmentally limited persons by providing a sign which contains the international symbol of accessibility. Such signs shall exhibit the words "\$350 Fine". Signs shall be vertically mounted on a post or wall at front center of the parking space, no more than five (5) feet horizontally from the front of the parking space and set a minimum of four (4) feet from finished grade to the bottom of the sign. Such signs shall be located so they cannot be obscured by a vehicle parked in the space.

## **Curb Ramps**

*Location.* Curb ramps shall be provided wherever an accessible route crosses a curb.

*Slope.* The least possible slope shall be used for any ramp. The maximum slope of a ramp in new construction shall be 1:12. Transitions from ramps to walks, gutters, or streets shall be flush and free of abrupt changes. Maximum slopes of adjoining gutters, road surface immediately adjacent to the curb, or accessible route shall not exceed 1:20.

*Width.* The minimum width of a curb ramp shall be thirty-six (36) inches exclusive of flared sides.

*Sides of curb ramps.* If a curb ramp is located where pedestrians must walk across the ramp, or where it is not protected by handrails or guardrails, it shall have flared sides; the maximum slope of the flare shall be 1:10. Curb ramps with returned curbs may be used where pedestrians would not normally walk across the ramp.

*Built-up curb ramps.* Built-up curb ramps shall be located so that they do not project into vehicular traffic lanes.

*Detectable warnings.* A curb ramp shall have a detectable warning feature the full width and depth of the ramp, including any flares. Such detectable warning features shall consist of exposed aggregate concrete or parallel or diamond mesh pattern grooves, cushioned surfaces made of rubber or plastic, or raised strips. Textures shall contrast with that of the surrounding surface. Textured surfaces for detectable warnings shall be standard within the site.

*Obstructions.* Curb ramps shall be located or protected to prevent their obstruction by parked vehicles.

*Location at marked crossings.* Curb ramps at marked crossings shall be wholly contained within the markings, excluding any flared sides.

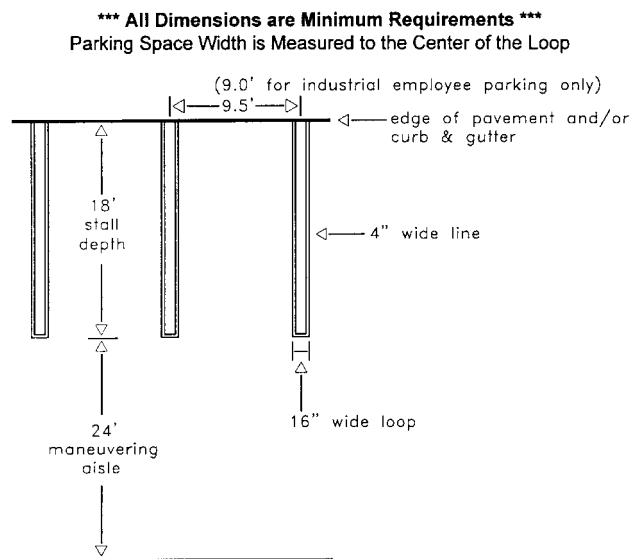
*Diagonal curb ramps.* If diagonal (or corner-type) curb ramps have returned curbs or other well-defined edges, such edges shall be parallel to the direction of pedestrian flow. The bottom of diagonal curb ramps shall have forty-eight (48) inch minimum clear space. If diagonal curb ramps are provided at marked crossings. The forty-eight (48) inch clear space shall be within the markings. If diagonal curb ramps have flared sides, they shall also have at least a twenty-four (24) inch long segment of straight curb located on each side of the curb ramp and within the marked crossing.

*Islands.* Any raised islands in crossings shall be cut through level with the street or having curb ramps at both sides and a level area at least forty-eight (48) inches long between the curb ramps in the part of the island intersected by the crossings.

## OFF-STREET PARKING SPACE STRIPING REQUIREMENTS

### REQUIRED LOOPED STRIPING DESIGN

Striping between parking spaces shall be in the form of a 4-inch wide line in a “looped” design, spaced sixteen inches on center, as illustrated below. This requirement applies to all parking space striping, included angled and 90 degree lot layouts. In addition, striping shall be white or yellow in color.



### REQUIRED PARKING LOT LANDSCAPING

All off street parking lots that are larger than 10,000 square feet in area shall be designed to contain a minimum of 5% of their area devoted to landscape area. These landscape areas shall be located in a manner that will break the expanse of pavement. Landscaping that is located around the perimeter of a parking lot does not count toward fulfilling this requirement. Additional requirements apply to parking lots that are located within the Gary Avenue Corridor.

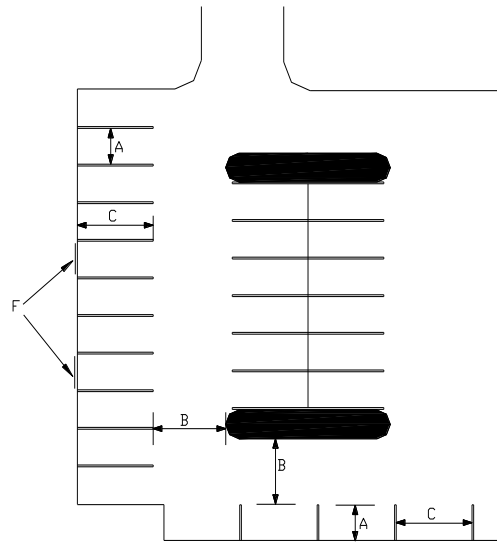
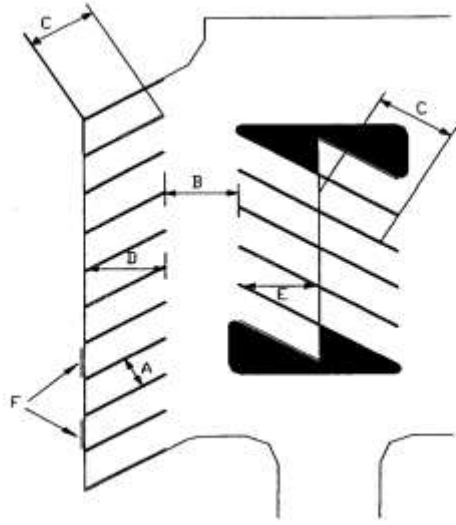
**REQUIRED MINIMUM PARKING LOT DIMENSIONS (IN FEET)**

	<b>Minimum Parking Space Width</b>	<b>Minimum Drive Aisle Width</b>	<b>Minimum Parking Space Length</b>
<b>Parking Pattern</b>	<b>A</b>	<b>B</b>	<b>C</b>
<b>0 degree (parallel parking)</b>	<b>8</b>	<b>12 (one way)</b> <b>24 (two way)</b>	<b>23</b>
<b>30 degree</b>	<b>9.5*</b>	<b>12 (one way)</b>	<b>18</b>
<b>45 degree</b>	<b>9.5*</b>	<b>12 (one way)</b>	<b>18</b>
<b>60 degree</b>	<b>9.5*</b>	<b>15 (one way)</b>	<b>18</b>
<b>90 degree</b>	<b>9.5*</b>	<b>24 (two way)</b>	<b>18</b>

	<b>Minimum Width of One Tier Width – Exterior Tier</b>	<b>Minimum Width of One Tier Width – Interior Tier</b>
<b>Parking Pattern</b>	<b>D</b>	<b>E</b>
<b>0 degree (parallel parking)</b>	<b>NA</b>	<b>NA</b>
<b>30 degree</b>	<b>17.25</b>	<b>12.75</b>
<b>45 degree</b>	<b>19.5</b>	<b>15.75</b>
<b>60 degree</b>	<b>20.5</b>	<b>17.75</b>
<b>90 degree</b>	<b>18</b>	<b>18</b>

\* Employee parking space widths may be reduced to 9 feet in an industrial zoning district when approved. Visitor spaces (9.5' wide) shall be provided in the same number equal to the required accessible parking spaces.

**F** Six inch Bumper overhang may be used to reduce space and lane size requirements when approved.





R7-8

DIMENSIONS (INCHES)

Reference: Illinois Accessibility Code

R7-I101

